

**D40W01**  
**Department of Planning**

***Operating Budget Data***

(\$ in Thousands)

	<u>FY 09</u> <u>Actual</u>	<u>FY 10</u> <u>Working</u>	<u>FY 11</u> <u>Allowance</u>	<u>FY 10-11</u> <u>Change</u>	<u>% Change</u> <u>Prior Year</u>
General Fund	\$13,953	\$11,474	\$12,461	\$987	8.6%
Contingent & Back of Bill Reductions	0	0	-311	-311	
<b>Adjusted General Fund</b>	<b>\$13,953</b>	<b>\$11,474</b>	<b>\$12,150</b>	<b>\$676</b>	<b>5.9%</b>
Special Fund	4,775	4,341	4,295	-46	-1.1%
Contingent & Back of Bill Reductions	0	0	-24	-24	
<b>Adjusted Special Fund</b>	<b>\$4,775</b>	<b>\$4,341</b>	<b>\$4,271</b>	<b>-\$70</b>	<b>-1.6%</b>
Federal Fund	1,172	1,088	915	-173	-15.9%
Contingent & Back of Bill Reductions	0	0	-24	-24	
<b>Adjusted Federal Fund</b>	<b>\$1,172</b>	<b>\$1,088</b>	<b>\$892</b>	<b>-\$196</b>	<b>-18.0%</b>
Reimbursable Fund	1,372	1,187	1,438	250	21.1%
Contingent & Back of Bill Reductions	0	0	-38	-38	
<b>Adjusted Reimbursable Fund</b>	<b>\$1,372</b>	<b>\$1,187</b>	<b>\$1,399</b>	<b>\$212</b>	<b>17.9%</b>
<b>Adjusted Grand Total</b>	<b>\$21,271</b>	<b>\$18,090</b>	<b>\$18,712</b>	<b>\$622</b>	<b>3.4%</b>

Note: For purposes of illustration, the Department of Legislative Services has estimated the distribution of selected across-the-board reductions. The actual allocations are to be developed by the Administration.

- The Maryland Department of Planning's (MDP) budget includes fiscal 2010 deficiencies of \$0.1 million in general funds, \$0.1 million in special funds, and \$0.4 million in federal funds. The general and special funds primarily would be used to administer the Maryland Heritage Structure Rehabilitation Tax Credit, and the federal funds would be used for a number of Division of Historical and Cultural Programs activities.

Note: Numbers may not sum to total due to rounding.

For further information contact: Andrew D. Gray

Phone: (410) 946-5530

***Personnel Data***

	<b><u>FY 09 Actual</u></b>	<b><u>FY 10 Working</u></b>	<b><u>FY 11 Allowance</u></b>	<b><u>FY 10-11 Change</u></b>
Regular Positions	167.00	160.00	159.50	-0.50
Contractual FTEs	<u>22.00</u>	<u>20.43</u>	<u>16.60</u>	<u>-3.83</u>
<b>Total Personnel</b>	<b>189.00</b>	<b>180.43</b>	<b>176.10</b>	<b>-4.33</b>

***Vacancy Data: Regular Positions***

Turnover and Necessary Vacancies, Excluding New Positions	6.38	4.00%
Positions and Percentage Vacant as of 12/31/09	9.50	5.94%

- One of the vacant positions was abolished in the fiscal 2011 allowance; currently, there are 8.5 vacant positions. Of the 8.5 vacant positions, 1.0 has been vacant longer than a year, as of January 4, 2010. This position is a liaison between MDP and Public School Construction. MDP notes that the Department of Budget and Management has granted an exemption for the position; therefore, the second interview and finalization should occur within two weeks.
- A 0.5 vacant regular position representing a part-time secretary is deleted in the fiscal 2011 allowance. There is 1.0 new contractual full-time equivalent (FTE) in Planning Data Services and a reduction of 4.83 contractual FTEs in Museum Services for a net decrease of 3.83 contractual FTEs.
- MDP’s turnover rate is reduced from 4.31 to 4.0% despite a current vacancy rate of 5.94%.

## *Analysis in Brief*

---

### Major Trends

***Increase in Artifacts and Documents Upgraded at the Maryland Archaeological Conservation Laboratory:*** The Maryland Archaeological Conservation Laboratory projects an increase in the number of artifacts and documents upgraded due to the excavation activities of the Intercounty Connector and the dig at the Smith St. Leonard archaeological site.

***Number of Local Plans Analyzed/Commented on Expected to Remain High:*** Chapter 381 of 2006 required municipalities exercising zoning authority to include municipal growth and water elements in their local comprehensive plans. As a result, MDP anticipates reviewing a high number of local comprehensive plans.

### Issues

***Statewide Spending Related to Priority Funding Areas:*** The effectiveness of the State's primary smart growth tool, priority funding areas (PFA), has been called into question. The two main points appear to be (1) whether the State is implementing PFAs adequately; and (2) whether the policy of targeting State funds to PFAs, even if implemented perfectly, is sufficient to incentivize growth in PFAs and have the desired smart growth goal. **The Department of Legislative Services (DLS) recommends that MDP comment on what more needs to be done to meet the objectives of smart growth given that PFAs do not appear to have increased the percentage of residential development within PFAs.**

***Jefferson Patterson Park and Museum Evaluated for Affordability:*** The Jefferson Patterson Park and Museum was transferred from the estate of Mrs. Patterson to the State of Maryland through the Board of Public Works on June 16, 1983, with a trust that stipulated passive recreational, educational, research-oriented use of the land and that the State use the house on the property as a house museum, open to the public. However, no funding was provided for the operations and maintenance of the property. **DLS recommends that MDP comment on whether the Jefferson Patterson Park and Museum would be more appropriately sited within the Department of Natural Resources. In addition, DLS recommends that \$0.5 million of general funds in the fiscal 2011 allowance for Jefferson Patterson Park and Museum operations be deleted contingent upon a provision in budget reconciliation legislation to allow a similar amount of funding from the Maryland Heritage Areas Authority Fund to be used for the purpose of Jefferson Patterson Park and Museum operating expenses.**

## Recommended Actions

	<u>Funds</u>
1. Reduce general funds to reflect replacement of what was intended to be ongoing November 18, 2009 Board of Public Works reductions.	\$ 400,000
2. Reduce Maryland Humanities Council and Non-capital Historic Preservation Grant Program grants.	181,499
3. Increase budgeted turnover expectancy to 5%.	117,000
4. Adopt committee narrative requesting a report assessing the benefits of a merger of the Division of Historical and Cultural Programs with State Archives.	
5. Add language to reduce the Jefferson Patterson Park and Museum general fund appropriation contingent on a provision in budget reconciliation legislation to provide funding from the Maryland Heritage Areas Authority Fund.	
6. Reduce Museum Assistance Program grant funding.	103,259
<b>Total Reductions</b>	<b>\$ 801,758</b>

## Updates

**Maryland Land Preservation and Recreation Plan Submitted:** Fiscal 2010 operating budget bill language restricted \$1 million of the MDP general fund appropriation unless MDP submitted the Maryland Land Preservation and Recreation Plan to the budget committees by July 1, 2009. The plan, titled “Maryland Land Preservation, Parks and Recreation Plan,” was submitted by MDP on July 1, 2009, in accordance with budget bill language.

**Update on Census Activities:** The decennial census will be mailed to Marylanders the week of March 14, 2010. The outcome of the census will determine Maryland’s congressional representation and Maryland’s portion of federal assistance.

**PlanMaryland Will Be the State Development Plan:** The Task Force on the Future for Growth and Development in Maryland recommended that Maryland develop a State development plan, transportation plan, and housing plan. Subsequently, the 2009 Smart, Green, and Growing legislation adopted by the General Assembly detailed 12 visions that must be incorporated in local comprehensive plans. PlanMaryland is the term being used for the State development plan that will build on these 12 visions.

**D40W01**  
**Department of Planning**

***Operating Budget Analysis***

---

**Program Description**

The Maryland Department of Planning (MDP) provides information and services that aid State and local governments and nonprofit organizations in supporting desirable growth in Maryland. MDP consists of an administrative unit and the programmatic units described below.

- **Communications and Intergovernmental Affairs** incorporates the State Clearinghouse for Intergovernmental Assistance as well as MDP's education and outreach efforts. The clearinghouse facilitates intergovernmental review and coordinates review of applications for financial assistance, nominations to the National Register of Historic Places, proposals for direct federal development programs, drafts of environmental impact statements, State plans requiring gubernatorial review, and other actions requiring intergovernmental coordination.
- **Planning Data Services** collects, analyzes, and publishes social, economic, and geographic information relating to the State and its political subdivisions; identifies and evaluates development issues; and prepares reports and studies on specific topics for the Governor and General Assembly. The program also disseminates U.S. Census and U.S. Department of Commerce information to State and local governments and the private sector. This program also develops and sells computerized property maps on CD-ROM to the public.
- **Planning Services** provides technical services to improve the planning and management capacity of local governments. The program's Centreville, Cumberland, Salisbury, and Annapolis offices help local governments with land-use planning, zoning, and urban design issues.
- **Management Planning and Educational Outreach** provides administrative support for the Division of Historical and Cultural Programs and administers noncapital grants and the Maryland Heritage Areas Authority.
- **Office of Museum Services** provides financial and technical assistance to more than 220 historic and cultural museums and operates the Jefferson Patterson Park and Museum in Calvert County.
- **Office of Research, Survey, and Registration** seeks to advance research, documentation, evaluation, and retrieval of information about Maryland's historical and cultural resources through the Maryland Inventory of Historic Properties and National Register of Historic Places.
- **Office of Preservation Services** seeks to protect and enhance historical and cultural properties in Maryland through State and federal regulatory reviews, historic preservation easements, and heritage rehabilitation tax credits. The program also administers capital loans and grants.

*D40W01 – Department of Planning*

- **Office of Smart Growth** works with local governments and community partners to foster economic growth and prosperity and the development of more livable and sustainable communities in Maryland.

The Division of Historical and Cultural Programs and the Maryland Heritage Areas Authority were merged with MDP in fiscal 2006. While MDP has not updated its goals in its Managing for Results (MFR) submission, it notes that revised goals reflecting the merger are displayed on its web site. The addition of the historical and cultural resources goal is offset by elimination of the goal to provide web-enabled information and services to the public over the Internet. MDP's revised primary goals are as follows:

- save valuable natural, historical, and cultural resources before they are lost;
- support existing communities by targeting resources to areas where infrastructure exists;
- save taxpayers from high building infrastructure costs that come from development spread far from population centers; and
- provide Marylanders with a high-quality life whether they live in a rural community, suburb, small town, or city.

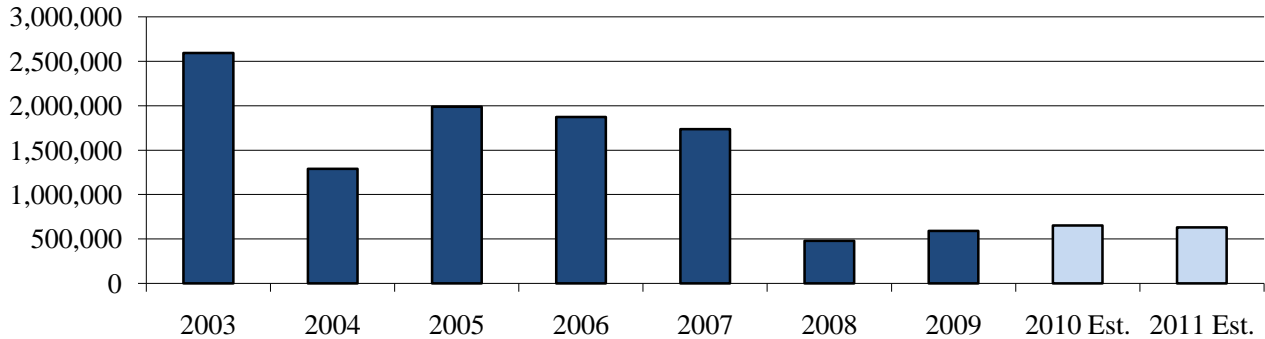
## **Performance Analysis: Managing for Results**

MDP's fiscal 2011 MFR submission reflects an increase in archaeological artifacts stored at the Maryland Archaeological Conservation (MAC) Laboratory, reduced leveraging of non-State matches for Maryland Heritage Areas Authority funding due to the economic downturn, and an increase in local plans/amendments analyzed due to recent legislation. A discussion of the three MFR measures highlighted in **Exhibit 1** follows.

- **Archaeological Artifacts Stored at Maryland Archaeological Conservation Laboratory Increase** – The MAC Laboratory's MFR goal is to maintain a federally qualified curation facility. As a result of maintaining this qualification, the MAC Laboratory periodically receives large influxes of federal artifacts and documents to be stored. This occurred between fiscal 2003 and 2007. Since fiscal 2007 the number of artifacts and documents stored has decreased due to less federal contract work; however, in fiscal 2010 MDP anticipates an increase in the number of artifacts and documents stored due to the InterCounty Connector roadway project, several large energy projects, and the extended field season for the Smith St. Leonard archaeological site at Jefferson Patterson Park and Museum. The projected increase in artifacts and documents stored, although moderate, will put more pressure on the MAC Laboratory's capacity. One way to alleviate this pressure would be to transfer some of the collections the MAC Laboratory holds for other State agencies to those State agencies, such as the Banneker-Douglass Museum.

**Exhibit 1  
Managing for Results Submission  
Fiscal 2003-2011**

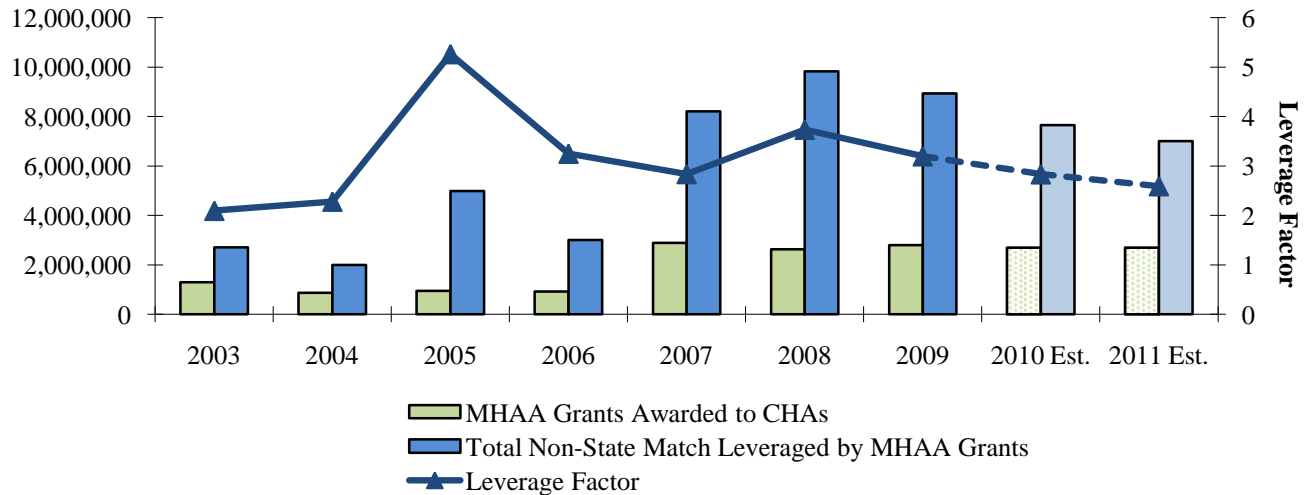
**Artifacts and Documents Upgraded at the MAC Laboratory**



MAC: Maryland Archaeological Conservation

Note: The Maryland Archaeological Laboratory was in the Department of Housing and Community Development until fiscal 2005. The decrease between fiscal 2003 and 2004 reflects federal projects completed. Similarly, fiscal 2006 and 2007 numbers reflect large non-State funded projects. The Maryland Department of Planning estimates approximately 650,000 artifacts and documents will be upgraded in a typical year.

**Maryland Heritage Areas Authority Grants to Certified Heritage Areas**

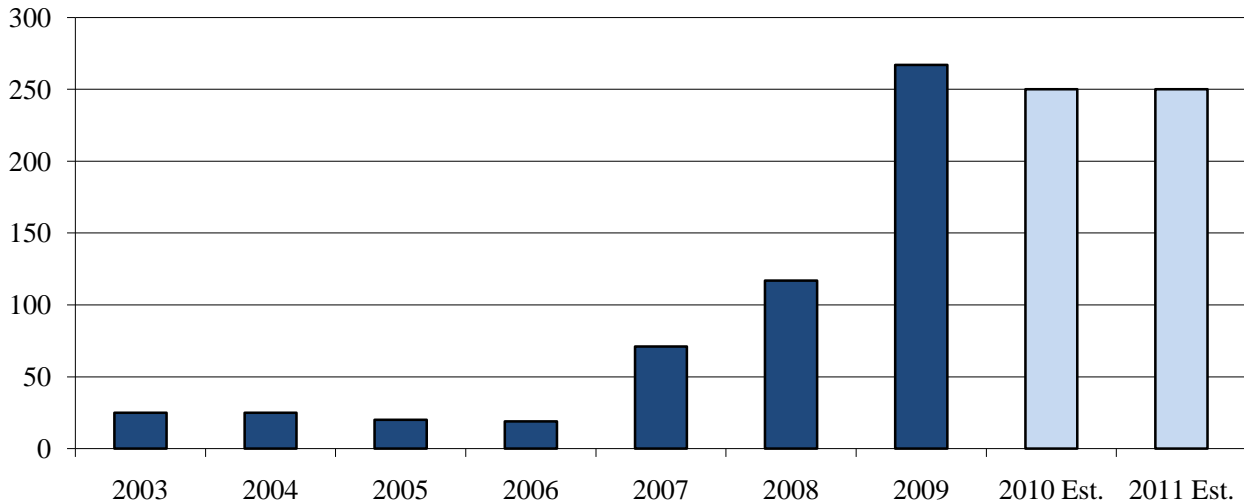


CHA: Certified Heritage Areas  
MHAA: Maryland Heritage Areas Authority

Note: Funding increased from \$1 million in fiscal 2006 to \$3 million in fiscal 2007.

Exhibit 1 (Cont.)

Local Plans Analyzed/Commented Upon



Note: Local plans include comprehensive plans, water and sewer plans, educational facility master plans, and annexations.

Source: Governor's Budget Books, Fiscal 2006-2011

- **Maryland Heritage Areas Authority Funding Leveraged Projected to Decrease** – The Maryland Heritage Areas Authority provides grants to the 11 Certified Heritage Areas in Maryland. The grants are intended to foster economic development through heritage tourism with one outcome being the leveraging of non-State cash and in-kind investment. Between fiscal 2009 and 2011, the amount of grants awarded by the Maryland Heritage Areas Authority is anticipated to be level – the authority receives a discretionary \$3 million portion of the State transfer tax – but the amount of non-State match leveraged is expected to decrease. MDP states that this reflects the lack of matching funds available due to the economic slowdown and in particular the lack of large new capital projects that previously generated large amounts of overmatch.
- **Local Plans/Amendments Analyzed Increase Due to Chapter 381 of 2006 (Land Use – Local Government Planning)** – Chapter 381 of 2006 required municipalities exercising zoning authority to include municipal growth and water elements in their local comprehensive plans. As a result, MDP has experienced a substantial increase in the number of local plans analyzed/commented on since fiscal 2006. In addition to local comprehensive plans, MDP also analyzes water and sewer plans, educational facility master plans, and annexations.

**The Department of Legislative Services recommends that MDP comment on whether the MAC Laboratory considered transferring the artifacts and documents it is storing for other State agencies, in particular the Banneker-Douglass Museum.**

## **Fiscal 2010 Actions**

### **Proposed Deficiency**

The Governor has submitted a deficiency appropriation for the fiscal 2010 operating budget, which would increase MDP's general fund appropriation by \$131,502, special fund appropriation by \$110,000, and federal fund appropriation by \$381,908.

The general fund appropriation increases by \$131,502 for providing funds to administer the Maryland Heritage Structure Rehabilitation Tax Credit Program. Special funds also are provided for this purpose.

The special fund appropriation increases by \$110,000 for the following:

- \$60,000 for providing funds to administer the Maryland Heritage Structure Rehabilitation Tax Credit Program from Heritage Structure Rehabilitation Tax Credit Fees; and
- \$50,000 for completing the upgrade on the Maryland Historical Trust Digital Library from National Park Service Preserve America.

The federal fund appropriation increases by \$381,908 for the following:

- \$150,000 for the Historic Structures Report for the Patterson Center at Jefferson Patterson Park and Museum from the National Park Service Save America's Treasures;
- \$66,000 for covering Maryland Historical Trust salary costs due to the reductions approved by the Board of Public Works (BPW) from the Historic Preservation Fund Grants-in-aid;
- \$64,906 for conducting historical research and electronic remote-sensing surveys on four sites where naval engagements occurred during the Revolutionary War from the American Battlefield Protection Program;
- \$36,700 for completing the upgrade on the Maryland Historical Trust Digital Library from National Park Service Preserve America;
- \$33,283 for State Historic Preservation Office staff salaries and the Certified Local Government grant program from Historic Preservation Fund Grants-in-aid;

*D40W01 – Department of Planning*

- \$16,180 for producing an outline disaster management template for use by museums, archives and other collecting institutions in Maryland from National Leadership Grants; and
- \$14,839 for consultations with the Maryland Indian community on the appropriate place of repose for prehistoric Native Americans remains from National American Grave Protection and Repatriation Act.

### **Impact of Cost Containment**

The overall impact of the July 22, August 26, and November 18, 2009 BPW actions is a reduction of 1 filled position, \$1.5 million in general funds, and \$31,314 in special funds. A summary of the reductions follows:

- **Major Reductions** – furlough reductions (\$323,943), elimination of the remaining fiscal 2010 appropriation for the Women’s History Museum (\$250,000); non-capital grant funds, Maryland Humanities Council grant and Maryland Traditions program reductions (\$148,680); operational savings from sharing attorney costs with Canal Place and reducing supplies (\$142,592); Museum Assistance Program grants reduction (\$71,603); and elimination of a position and funding (\$70,562).
- **Fund Swaps** – replacement of general funds with special funds from Jefferson Patterson Park and Museum revenues (\$243,615); replacement of general funds in operations with federal funds from an unanticipated Base Realignment and Closure (BRAC) grant and an increase in the fiscal 2010 National Park Service grant (\$156,385); and a salary fund swap due to a National Oceanic and Atmospheric Administration grant (\$117,725).
- **Operating Expenses** – across-the-board travel (\$19,787), conference participation (\$7,400), and communications (\$283) reductions.

### **Proposed Budget**

MDP’s fiscal 2011 allowance increases by \$0.6 million, or 3.4%, relative to the fiscal 2010 working appropriation, as shown in **Exhibit 2**. The changes by fund are an increase of \$676,000 in general funds, a decrease of \$70,000 in special funds, a decrease of \$196,000 in federal funds, and an increase of \$212,000 in reimbursable funds.

**Exhibit 2  
Proposed Budget  
Department of Planning  
(\$ in Thousands)**

<b>How Much It Grows:</b>	<b>General Fund</b>	<b>Special Fund</b>	<b>Federal Fund</b>	<b>Reimb. Fund</b>	<b>Total</b>
2010 Working Appropriation	\$11,474	\$4,341	\$1,088	\$1,187	\$18,090
2011 Allowance	<u>12,461</u>	<u>4,295</u>	<u>915</u>	<u>1,438</u>	<u>19,109</u>
Amount Change	\$987	-\$46	-\$173	\$250	\$1,018
Percent Change	8.6%	-1.1%	-15.9%	21.1%	5.6%
 Contingent Reduction	 -\$311	 -\$24	 -\$24	 -\$38	 -\$397
Adjusted Change	\$676	-\$70	-\$196	\$212	\$622
Adjusted Percent Change	5.9%	-1.6%	-18.0%	17.9%	3.4%

**Where It Goes:**

**Personnel Expenses**

Salaries and wages offset by Section 18 furlough reduction for fiscal 2011 .....	\$146
Retirement costs .....	135
Employee and retiree health insurance pay-as-you-go costs reduced by Section 19 .....	19
Workers' compensation reduced by Section 21 and 23 .....	5
Other personnel costs .....	2
Abolished 0.5 position .....	-19

**Other Changes**

Restoration of one-time fund swap reductions approved by BPW .....	400
Software licenses upgrades/renewals funding.....	64
Department of General Services' rent.....	55
Contractual employee in Planning Data Services .....	31
Loss of Appalachian Regional Commission federal funding.....	-211
Other.....	-5

**Total** **\$622**

BPW: Board of Public Works

Note: Numbers may not sum to total due to rounding.

## **Personnel**

Overall personnel spending increases \$288,000 in MDP's fiscal 2011 allowance. Increases in personnel spending include \$146,000 for salaries and wages net of the estimated Section 18 furlough reduction of \$345,000, \$135,000 for employee retirement costs, \$19,000 for employee and retiree health insurance net of Section 19 reductions, and \$5,000 for workers' compensation net of Section 21 and Section 23 workers' compensation across-the-board reductions. The increases partially are offset by a \$19,000 reduction due to the deletion of a vacant 0.5 secretary position.

## **Other Changes**

Overall, the nonpersonnel portion of the fiscal 2011 allowance increases by \$334,000. The changes are as follows:

- **Restoration of one-time fund swap reduction approved by BPW** – an increase of \$400,000 in general funds due to a one-time use of federal funds for salaries from an unanticipated BRAC grant and an increase in the fiscal 2010 National Park Service grant for salaries (\$156,000), as well as a one-time use of Jefferson Patterson Park and Museum special funds for operating expenses in the Office of Museum Services (\$244,000) as part of a restoration of funding reduced as part of the November 18, 2009 BPW actions.
- **Software Licenses Funding** – an increase of \$64,000 due to some software upgrades/renewals needed in fiscal 2011;
- **Department of General Services Rent** – an increase of \$55,000 for rent at the Division of Historical and Cultural Programs' Crownsville facility;
- **Contractual Employee in Planning Data Services** – an increase of \$31,000 for a contractual full-time equivalent; and
- **Loss of Appalachian Regional Commission Pass-through Federal Funding** – a decrease of \$211,000 for the Appalachian State Research, Technical Assistance and Demonstration Project funding not flowing through MDP's budget (MDP managed the grant for the western counties).

## **Impact of Cost Containment**

The fiscal 2011 budget reflects several across-the-board actions to be allocated by the Administration. This includes a combination of employee furloughs and government shut-down days similar to the plan adopted in fiscal 2010; a reduction in overtime based on accident leave management; streamlining of State operations; hiring freeze and attrition savings; a change in the injured workers' settlement policy and administrative costs; and a savings in health insurance to reflect a balance in that account. For purposes of illustration, the Department of Legislative Services has estimated the distribution of selected actions relating to employee furloughs, health insurance, and the Injured Workers' Insurance Fund cost savings.

## ***Issues***

---

### **1. Statewide Spending Related to Priority Funding Areas**

The effectiveness of the State’s primary smart growth tool, priority funding areas (PFA), has been called into question. An article, titled “Managing Growth with Priority Funding Areas: A Good Idea Whose Time Has Yet to Come,” in the Autumn 2009 edition of the Journal of the American Planning Association raises the question of the effectiveness of PFAs. The two main points appear to be (1) whether the State is implementing PFAs adequately, and (2) whether the policy of targeting State funds to PFAs, even if implemented perfectly, is sufficient to incentivize growth in PFAs and have the desired smart growth goal.

#### **Implementation of Priority Funding Areas**

Chapter 759 of 1997 (“Smart Growth” and Neighborhood Conservation – “Smart Growth” Areas) laid the groundwork for the State’s smart growth tools. The Smart Growth and Neighborhood Revitalization legislative package was enacted in order to reduce the impact of urban sprawl on the environment and encourage growth in existing communities. The initiative, which was designed to protect Maryland’s green spaces and to preserve the State’s rural areas, aims to manage growth by restricting State funding to designated PFAs. The smart growth legislation established certain areas as PFAs and allowed counties to designate additional areas if they meet minimum criteria. **Exhibit 3** lists the areas initially established as PFAs and areas eligible for county designation.

**Exhibit 3**  
**Smart Growth – Priority Funding Areas**

**Areas Initially Established by Law**

Municipalities

Baltimore City

Areas inside the Baltimore and Washington beltways

Neighborhoods designated for revitalization by the Department of Housing and Community Development

Enterprise and Empower Zones

Certified Heritage Areas within county-designated growth areas

**Areas Eligible for County Designation**

Areas with industrial zoning

Areas with employment as the principal use which are served by, or planned for, a sewer system

Existing communities within county-designated growth areas which are served by a water or sewer system and which have an average density of 2.0 or more units per acre

Rural villages

Other areas within county-designated growth areas that, among other things, have a permitted density of 3.5 or more units per acre for new residential development

Source: Maryland Department of Planning; Department of Legislative Services

---

**Committee Narrative**

Committee narrative in the 2009 *Joint Chairmen's Report* requested that a report on the prior years' (fiscal 2006 through 2008) statewide spending inside and outside PFAs be included with the annual report required under State Government Article § 9-1406(i). The report covers funding by program for two types of agencies: agencies with statutorily defined growth-related programs that are required to be included in the report and comparison agencies that either have voluntarily accepted goals to target funding to PFAs or provide a more complete picture about State spending.

**Exhibit 4** shows the overall scope of agency spending inside and outside of PFAs for the fiscal 2006-2009 time period. Of note, \$1.7 billion of the \$2.1 billion spent outside of PFAs is attributable to the Maryland Department of Transportation (MDOT) and the Maryland Transportation Authority (MDTA). For fiscal 2009, the report notes that 31 of the 147 major capital projects in MDOT's and MDTA's programs were outside the PFA, but 11 were grandfathered in because they began before the smart growth legislation was enacted and 5 were granted exceptions by BPW because they either connected PFAs or were necessary for safety. In general, MDTA's spending includes projects related to the InterCounty Connector, which accounts for approximately 89% of transportation funding outside of a PFA.

**Exhibit 4**  
**Agency Spending Relative to Priority Funding Areas**  
**Fiscal 2006-2009**  
**(\$ in Millions)**

<u>Type of Agency</u>	<u>Agency</u>	<u>Program</u>	<u>Amount Spent Inside PFA</u>	<u>Amount Spent Outside PFA</u>
Statutory	Maryland Department of Transportation/ Maryland Transportation Authority	State Highway Administration, Maryland Transit Administration, Maryland Aviation Administration, Maryland Port Administration, Motor Vehicle Administration, The Secretary's Office, and payments to the Washington Metropolitan Area Transit Authority	\$1,969.5	\$1,729.9
	Maryland Department of the Environment	Maryland Water Quality Revolving Loan Fund, Maryland Drinking Water Revolving Loan Fund, Supplemental Assistance Program, and Drinking Water Supply Financial Assistance Program	351.1	35.2
	Department of Housing and Community Development	Community Development Administration's Maryland Mortgage Program; multi-family rental housing; Community Legacy; Community Investment Tax Credit; Maryland Capital Access Program; and Neighborhood Business Works	198.2	0.2
	Department of Business and Economic Development	Maryland Small Business Development Financing Authority, Maryland Economic Development Assistance Authority And Fund, Economic Development Opportunities Fund, and Maryland Economic Adjustment Fund	120.7	0.5
	Department of General Services	Leases of property by the State (with combined annual rent) and land acquisitions	32.4	0.0
<b>Subtotal</b>			<b>\$2,671.9</b>	<b>\$1,765.8</b>
Comparison	Public School Construction	Public School Construction	\$725.9	\$302.0
	Maryland Historical Trust	Capital historic preservation grants, and Maryland Heritage Structure Rehabilitation Tax Credits for residential and commercial properties	97.1	2.5
<b>Subtotal</b>			<b>\$823.0</b>	<b>\$304.5</b>
<b>Total</b>			<b>\$3,494.9</b>	<b>\$2,070.2</b>

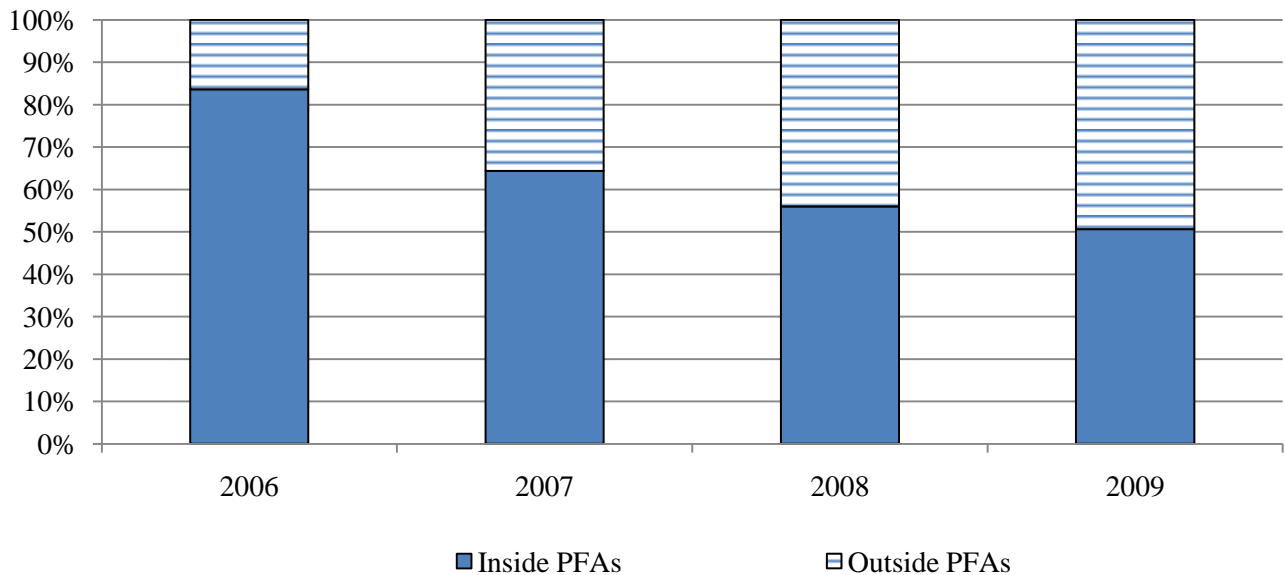
PFA: priority funding area

Note: Maryland Department of Transportation funding that is not place specific was not included in the numbers above.

Source: Maryland Department of Planning; Department of Legislative Services

**Exhibit 5** shows the percent of overall funding for the agencies with both statutorily defined growth-related programs and for the comparison agencies. The general trend is a decrease in the percentage of annual funding inside PFAs and an increase in the annual percentage of funding outside PFAs. The primary reason for this trend is the InterCounty Connector project. However, it should be noted that State spending in a four-year period does not reflect the overall effectiveness of State spending since smart growth legislation was enacted in 1997.

**Exhibit 5**  
**State Spending Inside and Outside of the Priority Funding Areas**  
**Fiscal 2006-2009**



PFA: priority funding area

Note: The data includes Maryland Historical Trust programs and Public School construction even though these expenditures are not mandated to be included in the priority funding area spending disclosure. The data does not include Maryland Department of Transportation spending that could not be tied to a particular place.

Source: Maryland Department of Planning; Department of Legislative Services

### **Journal of the American Planning Association Article**

Researchers at the National Center for Smart Growth Research and Education wrote an article in September 2009 in the Journal of the American Planning Association. The article raises the following concerns about the implementation of PFAs:

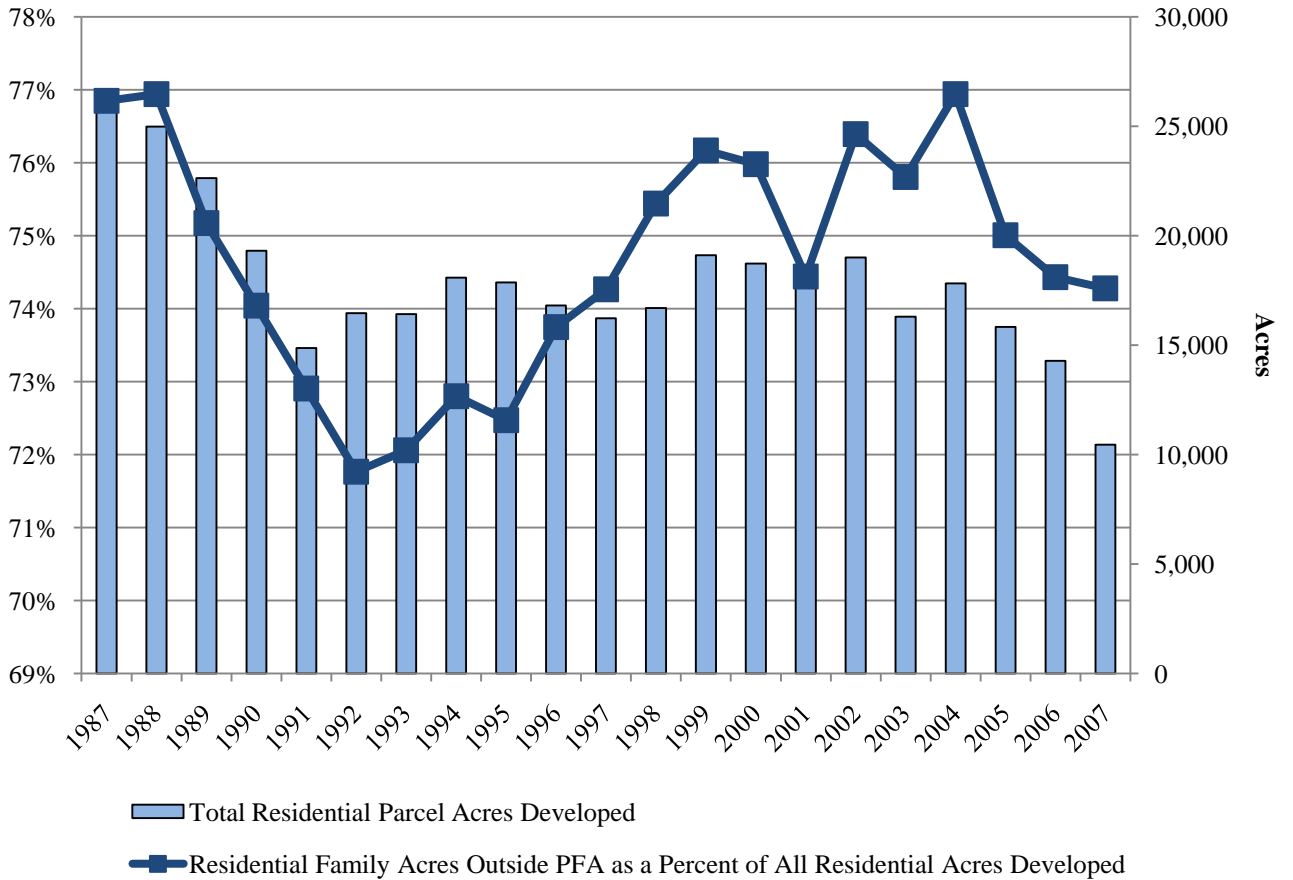
- **Delineation** – not drawn by where future growth should go but by existing densities, infrastructure capacities, and municipal boundaries.

*D40W01 – Department of Planning*

- **Timing and Transparency** – completed quickly and without public participation.
- **Enforcement** – MDP is limited to making comments in its response to PFAs deemed too large.
- **Comprehensive Plans** – not included in local comprehensive plans.
- **Review Process** – no requirement for periodic review and update.
- **Insufficient Funding** – State funds may be insufficient to target growth.

The data from one of the exhibits in the article used to summarize the trend in land development is shown in **Exhibit 6**. The data in the article showed the data for calendar 1990 to 2004. Given just this period, there appears to be a greater amount of residential development outside of PFAs than inside despite the enactment of smart growth legislation. However, if the data reviewed is extended to the period between 1987 and 2007, a slightly different picture emerges. The total number of residential acres developed decreases at the same time that the share of development outside of PFAs decreases, which may mean that a stronger driver of residential acre development than the PFAs is the economy since the decreases are seen around the 1990-1991 and 2001 recessions. Finally, the changes that are shown are minimal considering that the range of change is 72 to 77%, and there does not appear to be a trend; however, PFAs do not appear to have had a strong impact on the acreage of residential development outside of PFAs. Although, MDP notes that there could have been even greater residential development outside of the current PFAs if the smart growth legislation had not been passed.

**Exhibit 6**  
**Residential Family Acres Outside PFA as a Percent of**  
**All Residential Acres Developed**  
**Calendar 1987-2007**



PFA: priority funding area

Note: The data is for Maryland residential single family development defined as lot size 20 acres or less and value of improvements \$10,000 or more on non-agricultural parcels. The smart growth legislation establishing PFAs became effective October 1, 1997.

Source: Maryland Department of Planning; Department of Legislative Services

## **Sufficient Resources to Incentivize Growth?**

Given the difficulty in determining whether Maryland's PFAs have had the desired effect, the question is raised whether the State has sufficient resources to incentivize growth. The Journal of the American Planning Association article notes that previous studies generally indicate that limiting infrastructure expansion does not contain urban growth.

**The Department of Legislative Services recommends that MDP comment on what more needs to be done to meet the objectives of smart growth given that Priority Funding Areas do not appear to have increased the percentage of residential development occurring within PFAs.**

## **2. Jefferson Patterson Park and Museum Evaluated for Affordability**

The Jefferson Patterson Park and Museum is overseen by the Division of Historical and Cultural Programs within MDP's Maryland Historical Trust. It was transferred from the estate of Mrs. Patterson to the State of Maryland via BPW on June 16, 1983, with a trust that stipulated passive recreational, educational, research-oriented use of the land and that the State use the house on the property as a house museum, open to the public. However, no funding was provided for the operations and maintenance of the property. Three questions arise concerning Jefferson Patterson Park and Museum: the State's ability to afford what has become an archaeological park, whether the property should become the responsibility of the Department of Natural Resources (DNR), and the potential legal ramifications of disposing of the property.

### **Is the State Able to Afford Jefferson Patterson Park and Museum?**

The Jefferson Patterson Park and Museum consists of 512 acres and a number of permanent structures, including a visitor center, house, MAC Laboratory, and support facilities. The two main costs associated with the museum are as follows (numbers are for the fiscal 1999-2011 time period):

- **Operating Revenues/Expenditures** – received approximately \$1 million a year in general fund support and generated approximately \$300,000 in special fund revenue for additional programming.
- **Capital Costs** – received an average of approximately \$470,000 per year for projects, such as a shoreline erosion control project, renovations to the visitor's center, road and parking improvements, renovations to the Patterson Center, and an interpretive trail (in the Budget Reconciliation and Financing Act of 2009, it was included as a recipient of State transfer tax funding for capital improvements).

Given the approximately \$1.0 million commitment of general funds each year, one way to handle Jefferson Patterson Park and Museum funding would be to allow it to use the Maryland Heritage Areas Authority Fund monies for operations. There is a logical nexus between the funding and the purpose because Jefferson Patterson Park and Museum is a part of a Heritage Area – the

Southern Maryland Certified Heritage Area. By allowing for this use of the Maryland Heritage Areas Authority Fund, general funds could be reduced from the fiscal 2011 allowance and future years.

### **Proper Siting within the Department of Natural Resources?**

If the decision is made to retain the property, then the question becomes one of whether the property should be retained under the auspices of the Maryland Historical Trust or whether it should be more properly handled by another State agency, such as DNR. DNR is the State's primary landowner and is a logical choice for taking responsibility for the Jefferson Patterson Park and Museum as follows:

- **State's Park System Operator and Owner** – DNR has a portfolio of State parks and wildlife management areas, and the Jefferson Patterson Park and Museum would fit into this portfolio as an archaeological park.
- **Maintenance Economies of Scale** – DNR has the engineering and construction capacity and economies of scale to handle the upkeep and maintenance of Jefferson Patterson Park and Museum.
- **Revenue** – DNR has a dedicated revenue stream for funding the State parks through the State transfer tax; although, there are long-term concerns about the ability of the transfer tax to meet State park needs.

### **Legal Ramifications of Potentially Disposing of the Property**

The primary consideration about disposing of the Jefferson Patterson Park and Museum property appears to be the trust agreement. Since the trust agreement came with the deed to the property, there is an obligation to fulfill its requirements. Because there is a trust agreement, the State must handle the property through the Uniform Charitable Trusts Administration Act of the Maryland Annotated Code. In essence, this means that the State must go to court if it wants to break the trust. If the decision is made to go to court, then the property could be sold or it could be transferred to the Smithsonian or another tax-exempt organization, as contemplated in the trust agreement.

In addition to going to court, the State must consider several additional aspects of the property. These aspects all relate to the disposition of the property as follows:

- **Maryland Archaeological Conservation Laboratory** – the MAC Lab is situated on the Jefferson Patterson Park and Museum property and would need to be retained as an in-holding in any disposition proposal;
- **Philadelphia Academy of Sciences Lease** – the Philadelphia Academy of Sciences has a 99-year lease on 6 acres of the Jefferson Patterson Park and Museum property and Morgan

*D40W01 – Department of Planning*

State University has subleased from the Philadelphia Academy of Sciences for a laboratory and research facility; and

- **Additional State Parcels** – the State has added parcels to the property originally deeded by Mrs. Patterson, and a decision would have to be made as to whether these parcels would be retained, transferred, or sold.

**The Department of Legislative Services recommends that MDP comment on whether the Jefferson Patterson Park and Museum would be more appropriately the responsibility of the Department of Natural Resources. In addition, the Department of Legislative Services recommends that \$0.5 million of general funds in the fiscal 2011 allowance for Jefferson Patterson Park and Museum operations be deleted contingent upon a provision in budget reconciliation legislation to allow a similar amount of funding from the Maryland Heritage Areas Authority Fund to be used for the purpose of Jefferson Patterson Park and Museum operating expenses.**

## ***Recommended Actions***

---

	<b><u>Amount Reduction</u></b>	
1. Reduce general funds to reflect replacement of what was intended to be ongoing November 18, 2009 Board of Public Works reductions that temporarily were ameliorated by the use of federal funds and special funds.	\$ 400,000	GF
2. Reduce funding for the Maryland Humanities Council and non-capital grants as a cost-saving measure. There is a total of \$281,499 for the Non-capital Historic Preservation Grant Program (\$227,999) and Maryland Humanities Council (\$53,500) in the fiscal 2011 allowance, and thus the reduction for each would be allocated by the Maryland Department of Planning.	181,499	GF
3. Increase budgeted turnover expectancy to 5% to better reflect trends in vacancies. The reduction should be allocated among all programs within the Maryland Department of Planning.	81,900 29,250 5,850	GF SF FF
4. Adopt the following narrative:		

**Report on Merging the Division of Historical and Cultural Programs with State Archives:** The Division of Historical and Cultural Programs has never physically or administratively integrated with the Maryland Department of Planning despite the transfer of the division in fiscal 2006. However, a natural nexus exists between the administrative purposes of the division and State Archives. In addition, the Maryland State Police barracks adjacent to State Archives recently have been vacated. Therefore, a report is requested by September 1, 2010, on the benefits of locating in close proximity to and coordinating programs with State Archives and on the logistics of moving the division into the vacant Maryland State Police barracks beside State Archives in Annapolis. The report should include an analysis of the relocation and new fit-out costs of this move.

<b>Information Request</b>	<b>Author</b>	<b>Due Date</b>
Report on merging the Division of Historical and Cultural Programs with State Archives	Maryland Department of Planning	September 1, 2010

*D40W01 – Department of Planning*

5. Add the following language to the general fund appropriation:

, provided that this appropriation shall be reduced by \$500,000 contingent on the enactment of SB 141 or HB 151 that contains provisions to fund Jefferson Patterson Park and Museum operations with a portion of the property transfer tax funding allocated to the Maryland Heritage Areas Authority.

**Explanation:** This action reduces the general fund appropriation if the Budget Reconciliation and Financing Act of 2010 authorizes the use of the property transfer tax allocated to the Maryland Heritage Areas Authority for Jefferson Patterson Park and Museum operations.

	<b><u>Amount Reduction</u></b>	
6. Reduce Museum Assistance Program grant funding as a cost saving measure.	103,259	GF
<b>Total Reductions</b>	<b>\$ 801,758</b>	
<b>Total General Fund Reductions</b>	<b>\$ 766,658</b>	
<b>Total Special Fund Reductions</b>	<b>\$ 29,250</b>	
<b>Total Federal Fund Reductions</b>	<b>\$ 5,850</b>	

## ***Updates***

---

### **1. Maryland Land Preservation and Recreation Plan Submitted**

Fiscal 2010 operating budget bill language restricted \$1 million of the MDP general fund appropriation unless MDP submitted the Maryland Land Preservation and Recreation Plan to the budget committees by July 1, 2009. The plan was last updated in 2001 but is required by Sections 5-905 and 5-906 of the Natural Resources Article to be updated every six years by MDP in cooperation with DNR. An uncodified section of Chapter 343 of 2003 specified that the plan should be updated by July 1, 2006. MDP originally stated that the plan would be published by May 15, 2008; however, during the 2009 legislative session, the Department of Legislative Services was notified that the plan's publication date had been pushed back a year to May 2009. The plan, titled "Maryland Land Preservation, Parks and Recreation Plan," was submitted by MDP on July 1, 2009, in accordance with the budget bill language.

The plan is intended to identify the acquisition and development needs for parks and open space in the State and to provide guidance in this area to local jurisdictions. The 2009 version reviewed the status of land/resource preservation and recreation provision, projected the impact of development trends on land/resource preservation and recreation provision goals, and proposed recommendations for ameliorating development impacts. The plan is published as two volumes covering four policy areas as follows:

- Volume 1: Rural Resource Land; Recreation and Parks; Cultural and Historic Resources; and
- Volume 2: State Comprehensive Outdoor Recreation Plan for DNR Lands.

The main finding of the plan is that conservation of land/resources and the provision of recreation are not keeping pace with the increase in population and consequent expansion of employment centers and development. The conclusion is that Maryland is not keeping pace because of inadequate funding and ineffective targeting of funding for the greatest return on investment. The recommendations from the plan by policy area are shown in **Exhibit 7**.

**Exhibit 7**  
**Maryland Land Preservation, Parks and Recreation Plan Recommendations**

<u>Policy Area</u>	<u>Findings</u>	<u>Recommendations</u>
Rural Resource Land	Underutilization of zoning and other land use tools for rural land stabilization; lack of State expenditure targeting to areas stabilized with zoning	Establish a policy of maximizing return on conservation investment by targeting funding based on resource richness, parcel size and configuration, and areas stabilized by zoning; increase funding for all State conservation programs
Recreation and Parks	Lack of recreational lands in metropolitan counties and in counties transitioning from rural to suburban and overall needs of \$2.3 billion between 2005 and 2020; misguided focus on acreage goals instead of location, population served, and accessibility considerations	Use State investment to support local comprehensive plans; locate recreational land and facilities near population centers; conserve land at a rate greater than the development rate; convene a State/local workgroup to recommend changes in land conservation implementation for the 2011 legislative session
Cultural and Historic Resources	Lack of importance placed on historic preservation in neighborhood revitalization; inadequate understanding of historic preservation funding tools available; heritage structure rehabilitation tax credit cap limits use; outdated Section 106 review process for State projects impacting historic properties	Coordinate historic preservation among agencies; promote appropriate stewardship of State-owned historic properties and sensitive rehabilitation of historic buildings; make preservation planning tools more effective
State Comprehensive Outdoor Recreation Plan for DNR Lands	Environmental education is a major focus of DNR’s mission and the Governor’s Partnership for Children in Nature recognizes the need for this role; lack of funding for operations and maintenance of land units; partnerships with local government and non-profits leverage funding; research and planning needed	Develop educational material on the State’s natural and cultural features and partner with schools; develop a market-based fee structure for certain land uses and a policy for privatization of certain operations; expand partnerships with the Maryland Environmental Trust, private land trusts, and local government to leverage funding and share management costs; conduct a 10-year statewide survey of outdoor recreation participation and preferences

DNR: Department of Natural Resources

Source: Maryland Land Preservation, Parks and Recreation Plan Recommendations; Department of Legislative Services

---

## **2. Update on Census Activities**

The decennial census will be mailed to Marylanders the week of March 14, 2010. The outcome of the census will determine Maryland's congressional representation and Maryland's portion of federal assistance, which MDP estimates is approximately \$900 per person per year. MDP estimates that every additional 1,000 people properly counted would mean approximately \$9 million in federal assistance over a 10-year period. Some of the recent census preparation highlights are as follows:

- **Enumeration of Correctional Facilities** – MDP is working with the Department of Public Safety and Correctional Services on the enumeration of correctional facility populations.
- **Licensed Daycare Centers** – MDP is working with the Maryland State Department of Education to get census information out to licensed day care centers.
- **Religious Community** – MDP is planning four interfaith summits for the week of February 22, 2010, in Baltimore City, Prince George's County, Montgomery County, and the lower shore in order to spread information about the census.
- **College Students** – MDP is planning a March 3, 2010 student census night at Comcast stadium during the Maryland Terps vs. Duke basketball game.

## **3. PlanMaryland Will Be the State Development Plan**

Chapter 381 of 2006 (Land Use – Local Government Planning) established a task force on the Future for Growth and Development in Maryland. The task force published its final report titled "Where Do We Grow from Here?" on December 1, 2008. In its report, the task force recommended that Maryland develop a State development plan, transportation plan, and housing plan. Subsequently the 2009 Smart, Green, and Growing legislation adopted by the General Assembly detailed 12 visions that must be incorporated in local comprehensive plans.

PlanMaryland is the term being used for the State development plan that will build on these 12 visions. At the heart of the plan is the concern that in the next 20 years 560,000 acres of land could be developed. This land would be developed to accommodate approximately 1,000,000 more people comprising 400,000 additional households and over 600,000 new jobs. **Exhibit 8** shows the schedule for the development of PlanMaryland.

**Exhibit 8**  
**PlanMaryland Development Schedule**  
**Fall 2009 – Spring 2011**

<b><u>Action</u></b>	<b><u>Timing</u></b>
Outreach to stakeholders	Fall/Winter 2009 and ongoing
Kickoff	Early 2010
First round of regional public forums	Spring 2010
Phase I draft – issues, opportunities, goals, vision	Spring/Summer 2010
Second round of regional public forums	Fall/Winter 2010
Preparation of preliminary draft plan	Late 2010/early 2011
Third round of regional public forums (if needed)	Spring 2011
Preparation of final plan	Spring 2011

Source: Maryland Department of Planning

---

## *Current and Prior Year Budgets*

---

### **Current and Prior Year Budgets Maryland Department of Planning (\$ in Thousands)**

	<b><u>General Fund</u></b>	<b><u>Special Fund</u></b>	<b><u>Federal Fund</u></b>	<b><u>Reimb. Fund</u></b>	<b><u>Total</u></b>
<b>Fiscal 2009</b>					
Legislative Appropriation	\$15,374	\$3,838	\$976	\$1,131	\$21,320
Deficiency Appropriation	0	912	131	0	1,043
Budget Amendments	20	190	82	323	616
Cost Containment	-1,441	-16	-4	0	-1,462
Reversions and Cancellations	0	-149	-14	-83	-246
<b>Actual Expenditures</b>	<b>\$13,953</b>	<b>\$4,775</b>	<b>\$1,172</b>	<b>\$1,372</b>	<b>\$21,271</b>
<b>Fiscal 2010</b>					
Legislative Appropriation	\$12,995	\$4,373	\$1,088	\$1,187	\$19,643
Cost Containment	-1,521	-31	0	0	-1,553
Budget Amendments	0	0	0	0	0
<b>Working Appropriation</b>	<b>\$11,474</b>	<b>\$4,341</b>	<b>\$1,088</b>	<b>\$1,187</b>	<b>\$18,090</b>

Note: Numbers may not sum to total due to rounding.

---

## **Fiscal 2009**

The general fund appropriation decreased by \$1.4 million. The changes are as follows:

- budget amendments – an increase of \$20,023. Allocation of the cost-of-living adjustment (COLA) general fund appropriation as authorized in the fiscal 2009 budget bill (\$192,264) partially was offset by a decrease for a technical correction to funding for the transfer of the Commission on African American History and Culture from MDP to the Governor’s Office of Community Initiatives pursuant to Chapter 521 of 2008 (\$172,241).
- cost containment – a decrease of \$1.4 million:
  - June 25, 2008 BPW meeting – salaries, wages, and fringe benefits reductions (\$319,300);
  - October 15, 2008 BPW meeting – abolition of 10 vacant positions and reductions for Museum Services grants, vehicles, and out-of-state travel (\$586,135); fringe benefit appropriations reduced as Other Post Employment Benefit prefunding of \$210,072 was ceased, and statewide employee health insurance balances of \$57,992 were used in lieu of budgeted funds; and
  - March 4, 2009 BPW meeting – 6 positions were deleted as part of the Section 18 reductions proposed in the fiscal 2010 allowance (\$114,587) as well as furlough reductions (\$153,208).

The special fund appropriation increased by \$0.9 million. The changes are as follows:

- deficiency appropriation – an increase of \$0.9 million to support preservation and rehabilitation projects and new Maryland Heritage Area Authority grants from the Maryland Heritage Areas Authority Financing Fund in Management Planning and Educational Outreach;
- budget amendments – an increase of \$189,754 for a technical correction to funding for the transfer of the Commission on African American History and Culture from MDP to the Governor’s Office of Community Initiatives pursuant to Chapter 521 of 2008 (\$175,532) and for allocation of the COLA special fund appropriation as authorized in the fiscal 2009 budget bill (\$14,222);
- cost containment – a decrease of \$16,372;
  - June 25, 2008 BPW meeting – cost containment actions relating to salaries, wages, and fringe benefits (\$5,124);
  - March 4, 2009 BPW meeting – furlough reductions (\$11,248); and

*D40W01 – Department of Planning*

- cancellations – a decrease of \$148,865 mostly due to goods and services revenue being lower than anticipated in Planning Data Services (\$117,181).

The federal fund appropriation increased by \$195,453. The changes are as follows:

- deficiency appropriation – an increase of \$131,487 due to funding to support State historic preservation activities and offset costs associated with Native American Working Group meetings from Historic Preservation Fund Grant-in-aid funding in Management Planning and Educational Outreach;
- budget amendments – an increase of \$82,493 for a technical correction to funding for the transfer of the Commission on African American History and Culture from MDP to the Governor’s Office of Community Initiatives pursuant to Chapter 521 of 2008;
- cost containment – a decrease of \$4,153 for cost containment actions relating to salaries, wages, and fringe benefits as part of the BPW actions on June 25, 2008; and
- cancellations – a decrease of \$14,374 primarily due to a cancellation in Planning Services (\$11,520).

The reimbursable fund appropriation increased by \$240,674. The changes are as follows:

- budget amendments – an overall increase of \$323,389 for coastal zone management funding from DNR (\$160,657), salaries associated with basic network maintenance for the Governor’s Office for Children (\$73,700), archeological transportation studies synthesis work for MDOT – State Highway Administration (\$49,400), and smart growth outcomes development for the BRAC grant for the Department of Business and Economic Development (\$35,229), and a technical correction to funding for the transfer of the Commission on African American History and Culture from MDP to the Governor’s Office of Community Initiatives pursuant to Chapter 521 of 2008 (\$4,403).
- reversions and cancellations – a decrease of \$82,715 primarily due to an MDOT – State Highway Administration grant that was delayed as part of the federal stimulus funding process in Research Survey and Registration (\$49,400).

## **Fiscal 2010**

MDP's general fund appropriation decreases by \$1.5 million. The change is due to cost containment actions as follows:

- July 22, 2009 BPW meeting – across-the-board communications reduction (\$283);
- August 26, 2009 BPW meeting – across-the-board furlough reductions (\$292,629); non-capital grant funds, Maryland Humanities Council grant and Maryland Traditions Programs reductions (\$148,680); operational savings from sharing attorney costs with Canal Place and reducing supplies (\$142,592); Museum Assistance Program grants reduction (\$121,603); salary fund swap due to a National Oceanic and Atmospheric Administration grant (\$117,725); elimination of a position and funding (\$70,562); and conference participation reduction (\$7,400); and
- November 18, 2009 BPW meeting – replacement of general funds with special funds from Jefferson Patterson Park and Museum Revenues (\$243,615), elimination of the remaining fiscal 2010 appropriation for the Women's History Museum (\$200,000), replacement of general funds in operations with federal funds from an unanticipated BRAC grant and an increase in the fiscal 2010 National Park Service grant (\$156,385), and a reduction in travel as part of across-the-board reductions (\$19,787).

MDP's special fund appropriation decreases by \$31,314. The change is due to across-the-board furlough reductions as part of the reductions for the August 26, 2009 BPW meeting.

MDP's federal fund and reimbursable fund appropriations have not changed.

**Object/Fund Difference Report  
Department of Planning**

<u>Object/Fund</u>	<u>FY09 Actual</u>	<u>FY10 Working Appropriation</u>	<u>FY11 Allowance</u>	<u>FY10 - FY11 Amount Change</u>	<u>Percent Change</u>
<b>Positions</b>					
01 Regular	167.00	160.00	159.50	-0.50	-0.3%
02 Contractual	22.00	20.43	16.60	-3.83	-18.7%
<b>Total Positions</b>	<b>189.00</b>	<b>180.43</b>	<b>176.10</b>	<b>-4.33</b>	<b>-2.4%</b>
<b>Objects</b>					
01 Salaries and Wages	\$ 12,502,582	\$ 11,960,263	\$ 13,264,614	\$ 1,304,351	10.9%
02 Technical and Spec. Fees	444,634	696,981	856,523	159,542	22.9%
03 Communication	243,719	195,978	179,179	-16,799	-8.6%
04 Travel	209,857	127,700	111,464	-16,236	-12.7%
06 Fuel and Utilities	311,862	423,623	326,144	-97,479	-23.0%
07 Motor Vehicles	64,741	78,633	71,681	-6,952	-8.8%
08 Contractual Services	1,219,415	753,741	657,257	-96,484	-12.8%
09 Supplies and Materials	290,043	160,556	183,621	23,065	14.4%
10 Equipment – Replacement	225,630	31,466	107,115	75,649	240.4%
11 Equipment – Additional	6,783	4,048	0	-4,048	-100.0%
12 Grants, Subsidies, and Contributions	5,577,409	3,561,048	3,208,371	-352,677	-9.9%
13 Fixed Charges	137,646	96,461	143,005	46,544	48.3%
14 Land and Structures	36,920	0	0	0	0.0%
<b>Total Objects</b>	<b>\$ 21,271,241</b>	<b>\$ 18,090,498</b>	<b>\$ 19,108,974</b>	<b>\$ 1,018,476</b>	<b>5.6%</b>
<b>Funds</b>					
01 General Fund	\$ 13,952,868	\$ 11,473,778	\$ 12,461,078	\$ 987,300	8.6%
03 Special Fund	4,774,763	4,341,388	4,295,001	-46,387	-1.1%
05 Federal Fund	1,171,604	1,088,006	915,317	-172,689	-15.9%
09 Reimbursable Fund	1,372,006	1,187,326	1,437,578	250,252	21.1%
<b>Total Funds</b>	<b>\$ 21,271,241</b>	<b>\$ 18,090,498</b>	<b>\$ 19,108,974</b>	<b>\$ 1,018,476</b>	<b>5.6%</b>

Note: The fiscal 2010 appropriation does not include deficiencies.

**Fiscal Summary  
Department of Planning**

<u>Program/Unit</u>	<u>FY09 Actual</u>	<u>FY10 Wrk Approp</u>	<u>FY11 Allowance</u>	<u>Change</u>	<u>FY10 - FY11 % Change</u>
01 Administration	\$ 3,489,528	\$ 3,048,561	\$ 3,033,907	-\$ 14,654	-0.5%
02 Communications and Intergovernmental Affairs	900,129	914,082	1,023,849	109,767	12.0%
03 Planning Data Services	1,775,450	1,893,232	2,123,392	230,160	12.2%
04 Planning Services	3,386,462	3,018,137	3,109,492	91,355	3.0%
07 Management Planning and Educational Outreach	5,726,658	4,291,206	4,570,163	278,957	6.5%
08 Museum Services	3,603,169	2,626,120	2,797,506	171,386	6.5%
09 Research Survey and Registration	1,156,834	1,174,858	1,253,116	78,258	6.7%
10 Preservation Services	851,613	940,046	988,875	48,829	5.2%
13 Office of Smart Growth	381,398	184,256	208,674	24,418	13.3%
<b>Total Expenditures</b>	<b>\$ 21,271,241</b>	<b>\$ 18,090,498</b>	<b>\$ 19,108,974</b>	<b>\$ 1,018,476</b>	<b>5.6%</b>
General Fund	\$ 13,952,868	\$ 11,473,778	\$ 12,461,078	\$ 987,300	8.6%
Special Fund	4,774,763	4,341,388	4,295,001	-46,387	-1.1%
Federal Fund	1,171,604	1,088,006	915,317	-172,689	-15.9%
<b>Total Appropriations</b>	<b>\$ 19,899,235</b>	<b>\$ 16,903,172</b>	<b>\$ 17,671,396</b>	<b>\$ 768,224</b>	<b>4.5%</b>
Reimbursable Fund	\$ 1,372,006	\$ 1,187,326	\$ 1,437,578	\$ 250,252	21.1%
<b>Total Funds</b>	<b>\$ 21,271,241</b>	<b>\$ 18,090,498</b>	<b>\$ 19,108,974</b>	<b>\$ 1,018,476</b>	<b>5.6%</b>

Note: The fiscal 2010 appropriation does not include deficiencies.